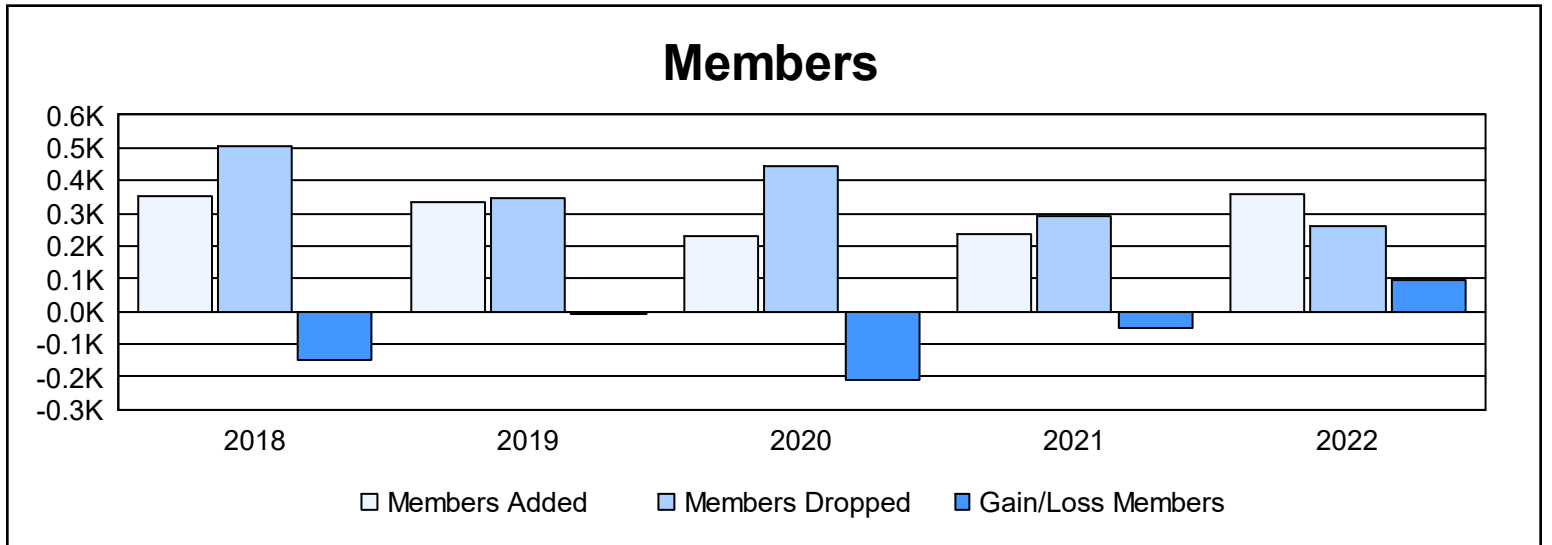
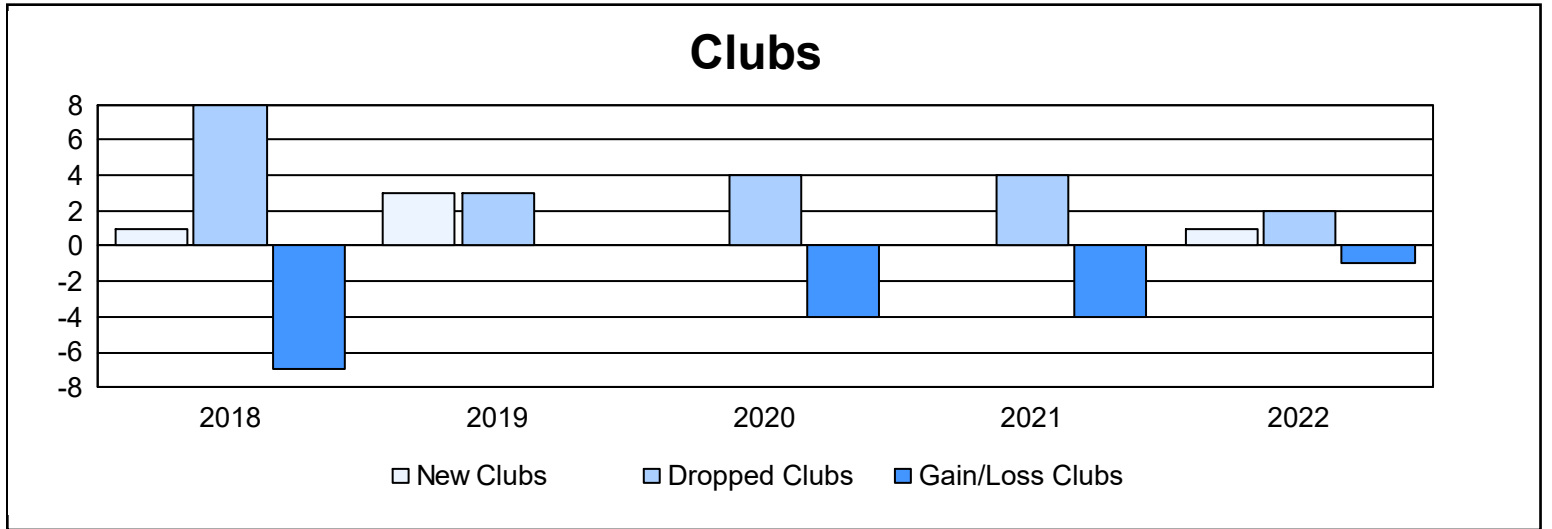
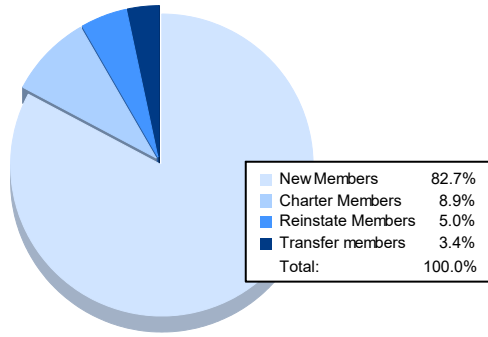


| Year | New Clubs | Dropped Clubs | Gain/ Loss Clubs | New Members | Charter Members | Reinstate Members | Transfer Members | Total Member Added | Total Members Dropped | Gain/ Loss Members |
|----------------|-----------|---------------|------------------|-------------|-----------------|-------------------|------------------|--------------------|-----------------------|--------------------|
| 2017-2018 | 1 | 8 | -7 | 236 | 82 | 17 | 20 | 355 | 505 | -150 |
| 2018-2019 | 3 | 3 | 0 | 196 | 99 | 30 | 10 | 335 | 345 | -10 |
| 2019-2020 | 0 | 4 | -4 | 151 | 38 | 29 | 13 | 231 | 442 | -211 |
| 2020-2021 | 0 | 4 | -4 | 197 | 10 | 16 | 15 | 238 | 289 | -51 |
| 2021-2022 | 1 | 2 | -1 | 296 | 32 | 18 | 12 | 358 | 261 | 97 |
| Average | 1 | 4 | -3 | 215 | 52 | 22 | 14 | 303 | 368 | -65 |



Membership Composition June 2022 Cumulative



Gender Composition June 2022 Cumulative

